

Welcome to the second *Eat Well & Keep Moving* training session. This session is on wellness and will offer you a chance to explore the many aspects of your home and work lives that contribute to your health.

*(Note to the presenter: Comments in parentheses are instructions you should follow while giving the presentation. Do not read these comments to participants. This convention will be followed throughout the notes in this slide show.)*

*(Introduce yourself. If the session is small enough, ask participants to introduce themselves.)*

## Agenda

- **Description of wellness**
- **Ways we can achieve psychological, physical, and spiritual wellness**
- **Stress reduction and the relaxation response**
- **Making a commitment to lifestyle change**

Let's start by going over the agenda.

*(Briefly go over the agenda items. Participant handouts should include a copy of this presentation, obtained by printing the PDF version of these slides in the Training 1 folder on this CD-ROM.)*

## **What Is Wellness?**

**Wellness is a choice of lifestyle  
marked by a balance of mind,  
body, and spirit.**

What is wellness?

Wellness is a choice of lifestyle marked by a balance of mind, body, and spirit.

Just as a balanced diet is important to health, so is a balance of the body, or physical wellness; the mind, or the social, emotional, and intellectual wellness; and the spirit, or spiritual wellness.

Let's talk about each of these aspects of wellness.

## **Body: Physical Wellness**

- **Physical wellness involves aspects of health related directly to the body.**
- **Physical wellness means you can get through the day with enough energy for work and play.**

Physical wellness refers to those aspects of health related directly to the body.

Physical wellness means you can get through the day with enough energy for work and play. It is the aspect of wellness that often first comes to mind when people think of wellness. But as you will see, all aspects of wellness are important to our health.

## **Mind: Social, Emotional, and Intellectual Wellness**

- **Social wellness involves interacting with people and the environment and having satisfying relationships.**
- **Emotional wellness involves a sense of self-worth and an acceptance of things that are different.**
- **Intellectual wellness involves your ability to use the knowledge that you acquire.**

Social wellness involves interacting with people and the environment and having satisfying relationships. Social wellness means you have friends with whom you discuss your problems and with whom you spend time.

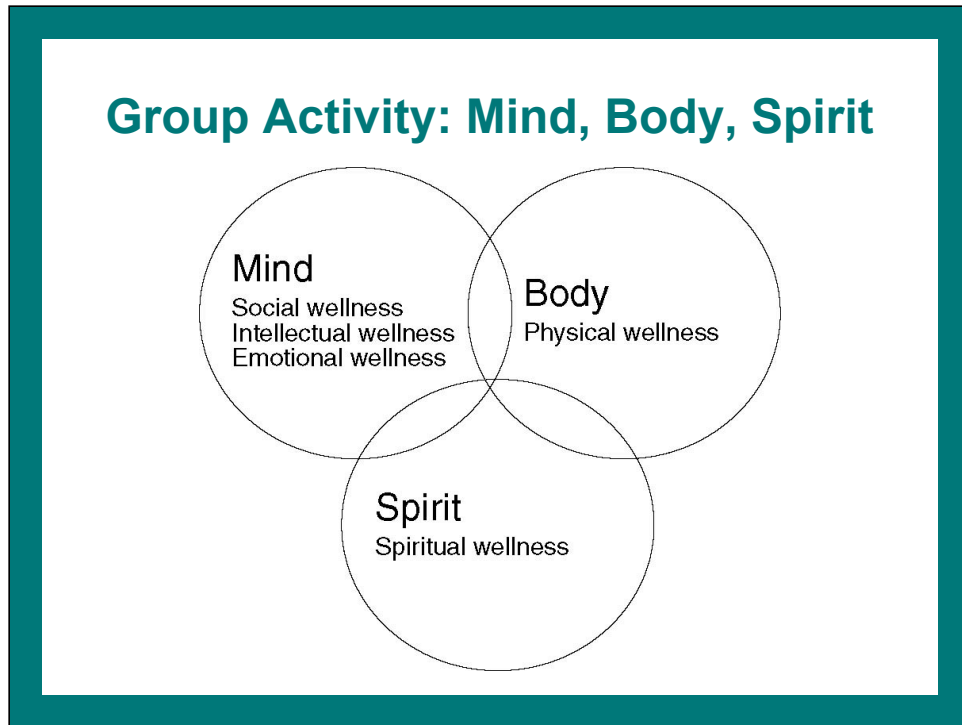
Emotional wellness involves a sense of self-worth and an acceptance for things that are different. Emotional wellness means you are open to learning new things and accepting new ideas. This openness helps you cope with stressful situations and accept them as part of life. You are able to appropriately control and express your emotions.

Intellectual wellness involves your ability to learn and to use the knowledge you acquire. Intellectual wellness means you are open to experiences that will broaden your knowledge base.

## **Spirit: Spiritual Wellness**

- **Spiritual wellness involves your relationship to other living things and the role of spiritual direction in your life.**
- **Spiritual wellness means working to achieve spiritual potential and find harmony in living.**

Spiritual wellness involves your relationship to other living things and the role of spiritual direction in your life. Spiritual wellness means you are working to achieve spiritual potential and to find harmony in living.



What does it take to achieve each type of wellness? Let's split into groups for a brainstorming session.

*(Split participants into three groups and give each group a sheet of newsprint paper with one of the following headings: Mind, Body, or Spirit. Ask the groups to brainstorm characteristics of their type of wellness and activities that can enhance their component; perhaps offer an incentive or a prize, such as pens, T-shirts, or other gifts, for each idea).*

As we begin our brainstorming activity, notice that in this diagram, the three aspects of wellness overlap. We will find that many characteristics of wellness fall into more than one category. For example, meditation is both spiritual and emotional, and exercise is both physical and emotional.

## Mind: Activities to Enhance Psychological Wellness

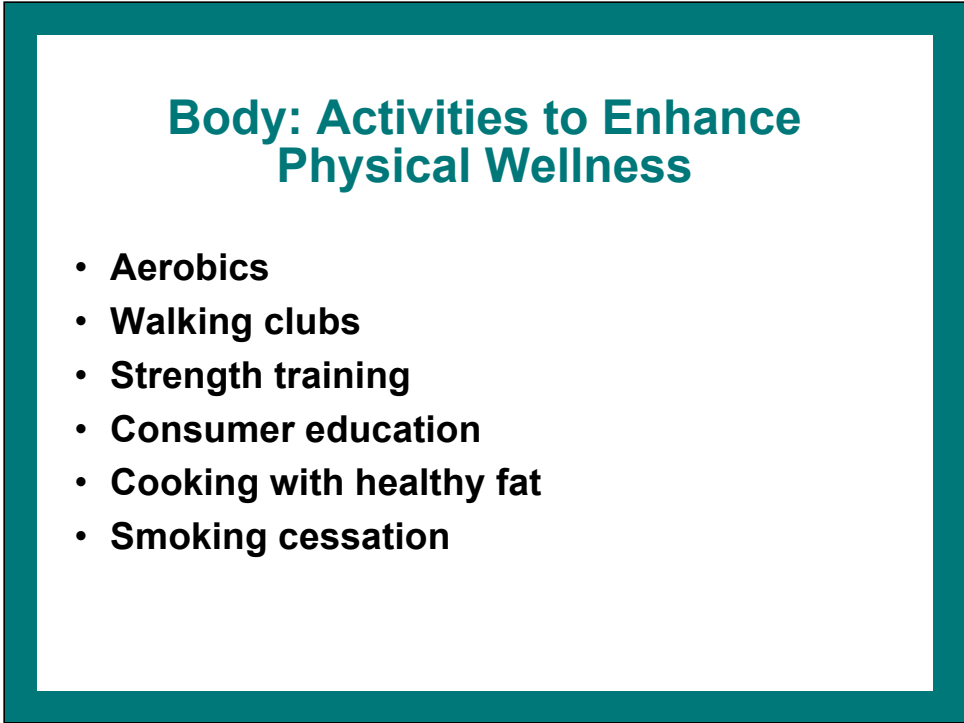
- Deep breathing techniques
- Support groups for grieving
- Time management techniques
- Facilitated communication classes
- Massage therapy
- Reading groups

*(Reconvene the large group and have each small group report on its brainstorming session. Write the small groups' responses on a flip chart. You may want to use a symbol of three overlapping circles to represent the three areas of wellness, since there are usually some characteristics that come up in more than one area – e.g., meditation is both spiritual and emotional, and exercise is both physical and emotional.)*

Let's hear the report from the Mind group.

*(Use the points on this slide to review and enhance the report of the group.)*

Mind focuses on mental wellness, which involves stress management, team building, support groups formed around a central theme, communication classes, and nurturing the intellect. Here are some examples of activities addressing this area. *(Read slide.)*



**Body: Activities to Enhance Physical Wellness**

- **Aerobics**
- **Walking clubs**
- **Strength training**
- **Consumer education**
- **Cooking with healthy fat**
- **Smoking cessation**

Let's hear the report from the Body group.

*(Use the points on this slide to review and enhance the report of the group.)*

Body primarily relates to physical wellness, which involves nutrition, exercise, personal hygiene (being clean and groomed for work), and medical self-care (preventive health care and treatment for illnesses). Here are examples of activities addressing this area. *(Read slide.)*

## **Spirit: Activities to Enhance Spiritual Wellness**

- **Journal writing and writing groups**
- **Spending time in nature**
- **Gardening**
- **Painting**
- **Listening to music**
- **Meditation**
- **Yoga**

Finally, let's hear the report from the Spirit group.

*(Use the points on this slide to review and enhance the reports of the group.)*

Spirit touches on a sensitive and sometimes controversial topic: an individual's inner peace and well-being. Wellness is based on individual choice.

Spirituality is extremely individualistic and is not necessarily a function of organized religion. In addition to giving people a sense of community and tradition, spirituality, when combined with the other components of positive health promotion, may help people find strength and comfort to deal with an illness. It also may keep stress levels low, which helps people stay healthier. Here are some examples of activities addressing this area. *(Read slide.)*

## Questions for Discussion

- **Why is wellness important?**
- **How would you rate the overall health of the students in this school? Why?**

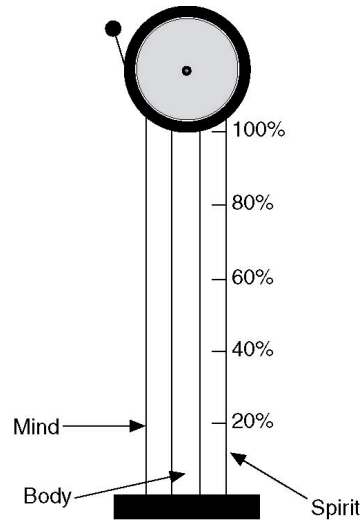
*(Pose the two questions on the slide to the group for discussion.)*

Why is wellness important?

*(Possible answers include to raise consciousness about the many aspects of health; to enhance personal well-being through a whole-person perspective that includes body, mind, and spirit; and to identify personal health risk factors in a variety of life dimensions.)*

How would you rate the overall health of the students in this school? Why?

## Can You Ring the Wellness Bell?



*(Distribute a Can You Ring the Wellness Bell? handout from the Additional Resources folder on this CD-ROM to each participant, and go over the instructions.)*

Now, here's a chance for each of us to think about our own wellness.

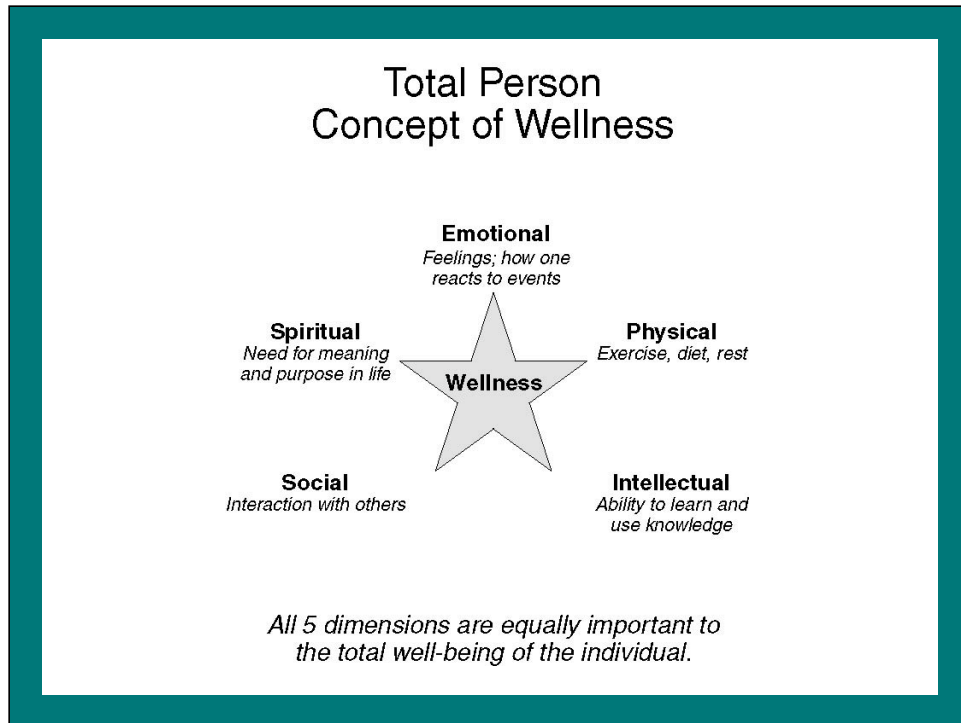
First, color in the wellness bell for each of the three aspects of wellness to indicate which level of wellness you have achieved today.

For questions 1 and 2—"Things I do that help me reach 100% wellness" and "Things I do that keep me from reaching 100% wellness"—list 3 to 5 answers.

For question 3—"What else would help me reach 100% wellness"—think of external programs, opportunities, supports, and so on that might help you reach closer to 100% wellness. These may include ways that this school or the school district administration could help you achieve wellness.

*(Give participants a few minutes to complete the form. Then ask the group to form pairs and share some of their answers from each area.)*

*(Reconvene the group and ask for volunteers to share 1 or 2 of their answers to questions 1 and 2. Next ask for their answers to question 3 and write these on the flip chart. Highlight those suggestions that might occur in the school setting and briefly discuss what would need to happen to see them realized. Be aware that some things people have written on their sheets may be too sensitive to share with the group.)*



*(Summarize the discussion by going over this diagram illustrating the total person concept of wellness.)*

As you can see, all five dimensions of wellness—social, spiritual, emotional, physical, and intellectual—are equally important to the total well-being of the individual.

## **Stress Reduction and the Relaxation Response\***

- **Stress management is a key aspect of wellness.**
- **The relaxation response is a physical state in which heart rate, blood pressure, and muscle tension decrease.**
- **Eliciting the relaxation response can help reduce stress in our lives.**

\* Adapted from the Mind Body Medical Institute. Available: [www.mbmi.org/basics/whatis\\_rresponse\\_elicitation.asp](http://www.mbmi.org/basics/whatis_rresponse_elicitation.asp).

Stress management is a key aspect of wellness, and one stress management technique involves eliciting the relaxation response, a physical state in which heart rate, blood pressure, and muscle tension decrease. Focusing on a repeated word or phrase or on the breath while disregarding everyday thoughts that come to mind can elicit the relaxation response.

Let's go through a brief exercise to demonstrate how to elicit the relaxation response.

*\*Adapted from the Mind Body Medical Institute. Available: [www.mbmi.org/basics/whatis\\_rresponse\\_elicitation.asp](http://www.mbmi.org/basics/whatis_rresponse_elicitation.asp).*

## Eliciting the Relaxation Response

- **Sit quietly in a comfortable position.**
- **Focus on a repeated word or phrase or on the breath.**
- **Disregard everyday thoughts that come to mind.**
- **Stay focused on your word or phrase or on your breath.**

*\* Adapted from the Mind Body Medical Institute. Available: [www.mbmi.org/basics/whatis\\_rresponse\\_elicitation.asp](http://www.mbmi.org/basics/whatis_rresponse_elicitation.asp).*

*(Instructions on how to elicit the relaxation response follow:)*

*(1. Ask participants to pick a focus word, short phrase, or prayer that is firmly rooted in their belief systems, such as one or peace or any other word or phrase. If participants prefer, they may choose to focus on the sensation of their breath as it enters and leaves their nostrils.)*

*(2. Ask participants to sit quietly in a comfortable position and to close their eyes.)*

*(3. Guide participants to relax their muscles, progressing from their feet to their calves, thighs, abdomen, shoulders, head, and neck. Say the following:)*

Start by relaxing your feet. Feel their connection to the floor. . . . Now relax your calves, releasing any tension, and relax your knees and thighs. . . . Feel the weight of your body sinking into the chair. . . . Take a deep breath, and when you exhale, relax the muscles of your belly. . . . Relax your shoulders, releasing all the tension that they hold. . . . Relax your neck. . . . Feel the muscles of your face and your scalp relax . . . even relax your ears.

*(4. Instruct participants to focus on their chosen word or phrase, as follows:)*

Breathe slowly and naturally and say your focus word, sound, phrase, or prayer silently to yourself as you exhale. *(Alternatively, participants may focus on the sensation of their breath as it passes through their nostrils. Say the following:)*

Notice how the breath feels during each inhale; notice how it feels during each exhale.

*(5. Advise participants to assume a passive attitude:)*

Don't worry about how well you're doing. When other thoughts come to mind, simply say to yourself, "Oh well," and gently return to repeating your phrase silently to yourself.

*(6. Let participants continue to elicit the relaxation response for 3 to 5 minutes. If desired, you may give additional prompts to focus and to assume a passive attitude.)*

*(7. Ask participants to slowly bring their attention back to the room. Then ask them to open their eyes and sit for another minute before speaking.)*

*(8. Ask participants to share their observations on eliciting the relaxation response. Tell them that to reduce stress, it is helpful to practice this technique daily for 10 to 20 minutes. Good times to do so are before breakfast and before dinner.)*

## Lifestyle Change Card

### **A Personal Health Declaration of Independence**

I believe that among my inalienable rights are the rights to health, happiness, and a longer life. To secure these rights, I will become more conscious of the whole person that is me. This plan is duly constituted by me and will be reviewed regularly.

I pledge to put into practice, with verve, that which I have written for each area:

Physical \_\_\_\_\_

Social \_\_\_\_\_

Emotional \_\_\_\_\_

Intellectual \_\_\_\_\_

Spiritual \_\_\_\_\_

*(Hand out a copy of the Lifestyle Change Card from the Additional Resources folder on this CD-ROM to each participant.)*

Here is your opportunity to write your own declaration of wellness. For each part of wellness (mind, body, spirit), you should write one thing that you pledge to do differently.

You can then take the card home and keep it in a place where you will frequently see it, such as on the refrigerator, on the bathroom mirror, in a wallet, or in a pocketbook.



## Questions?

Any questions?

The next *Eat Well & Keep Moving* session will address the *Eat Well & Keep Moving* Principles of Healthy Living and how they relate to your health, the health of the students, and food preparation. (*The Principles of Healthy Living can be found in the Additional Resources folder on this CD-ROM.*)